



Tactical Command



Table Of Contents



Introduction

How Mission Works

Spectate Mission

Mission Rewards

Logging Missions

Mission Room



Introduction

Missions
Work

Spectate
Mission

Mission
Awards

Logging

Welcome to the Tactical Command Division Guide..

As Tactical Command you unlock a unique responsibility in DEA.

You are now able to Oversee Missions.

Missions are teamwork based events where agents work together to complete challenges.

Your job is to observe and guide the mission, making sure agents move through each room properly.

Sometimes agents may get stuck or confused.

That is normal.

Your role is to help keep the mission running smoothly and ensure the rules are followed.

Just like trainings, missions must be logged in the portal after completion.



Introduction

Mission
works

Spectate
Mission

Missions
Awards

Logging

How Mission Works

This ensures you understand how the mission works.

You may oversee up to 7 different missions per week.


If no other overseer is available, this limit may be extended.

You are allowed to give 1 hint per room, but only if players request help.

When entering mission rooms, you must always enter last.

Players should go first while you observe behind them.

Do not interfere with the play area.





Introduction

Missions
Works

Spectate
Mission

Missions
Awards

Logging

Spectate

You may also follow players at a distance to observe progress.

When it is time to move to the next room:

Use the command: `!next`

If players appear lost or misguided, you may provide one hint to help them continue.





Introduction

Mission
Works

Spectate
Mission

Mission
Awards

Logging

Mission Rewards

When you complete a Mission
you will receive:

5 DEA Points for each Player

5 DEA Points for the Overseer





Introduction

Missions
Works

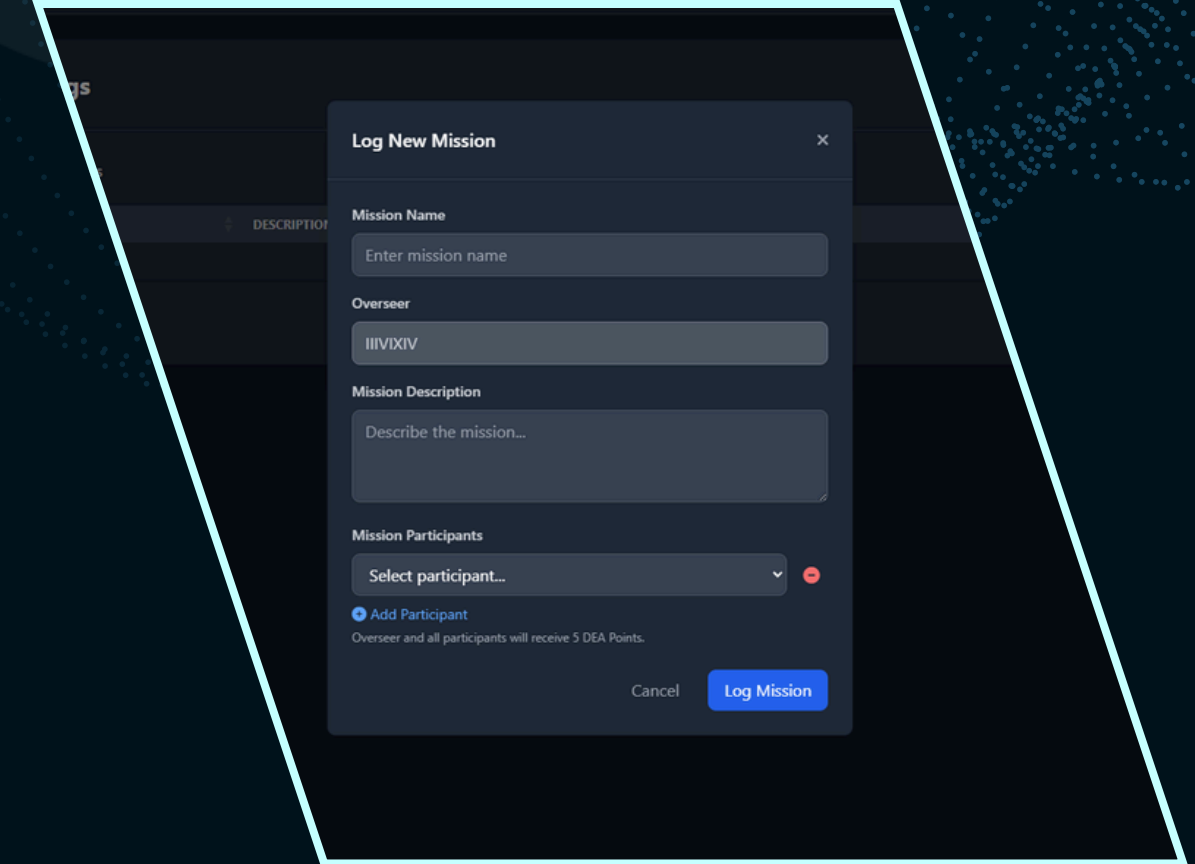
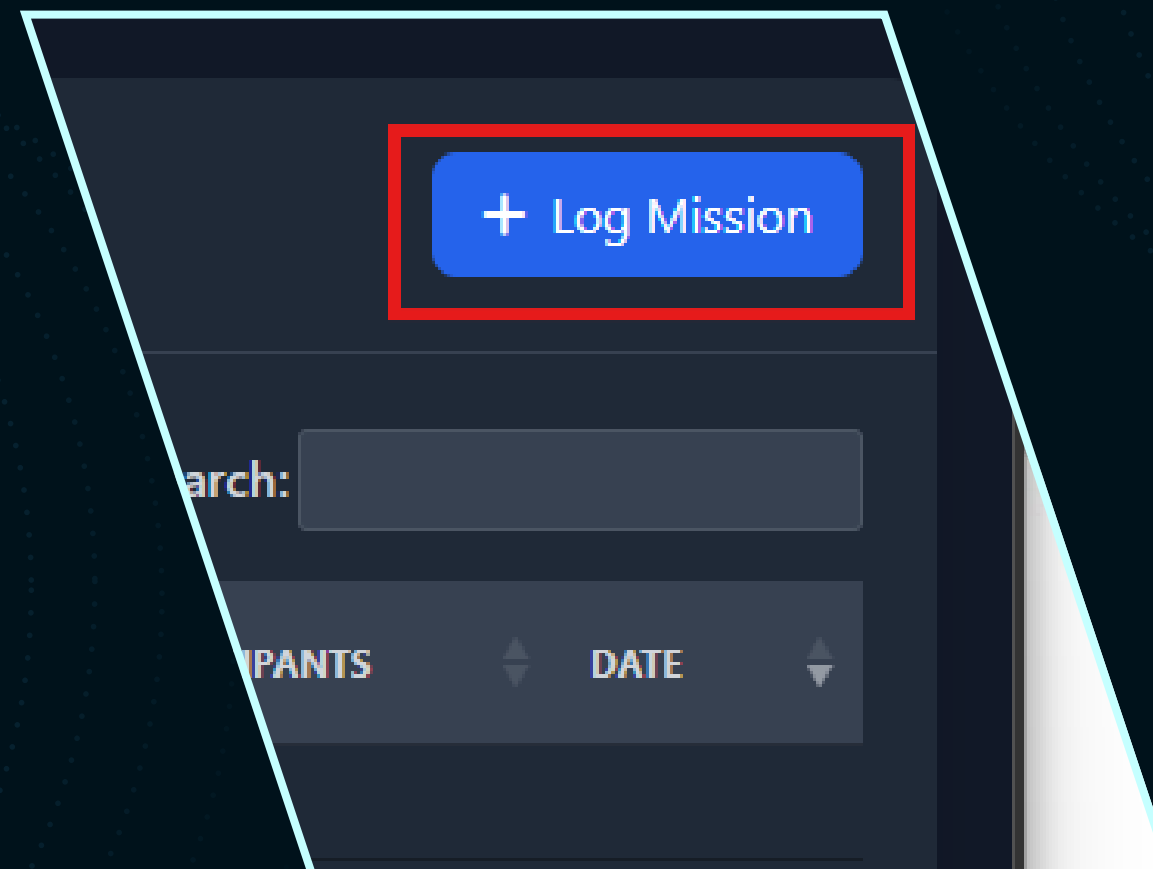
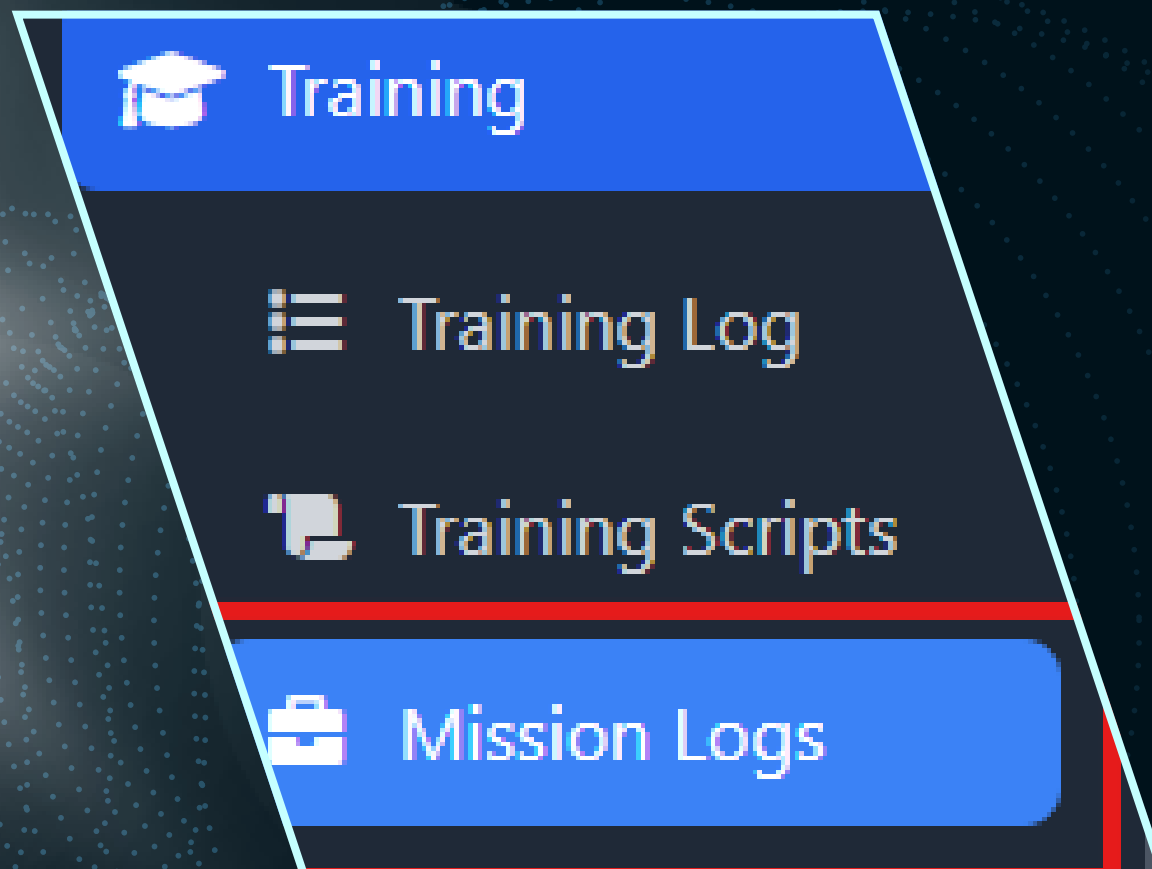
Spectate
Mission

Mission
Awards

Logging

Logging Missions

After the mission is finished, you must log it in the portal.
Go to the Training Section of the portal.









Mission Room

Mission Room



-  [Settings](#)
-  [Zoom](#)
-  [Chat history](#)
-  [Link to this room](#)