



Instructor



Guide Cover

1. Introduction

2. Rules

3. Duty Areas

4. Training Areas

5. Scripts

6. Logging



[Introduction](#)

[Rules](#)

[Duty Areas](#)

[Training Areas](#)

[Scripts](#)

Introduction

As a part of the Instructor Division you can now train new recruits , you can now fill the instructor desk in base to send to training.



Introduction

Rules

Duty Areas

Training Areas

Scripts

Rules

- When reading a script make sure you read the entire script.
- If you disconnect and cant get back on try and request a new trainer.
- if someone is trolling in a Training hall/room request RR (Room Right) on discord.
- Always respectful and follow all DEA rules and Habbo Rules.



Introduction

Rules

Duty Areas

Training Areas

Scripts

Duty Areas

As your part of the instructor Division you can now fill in this area.
this is where you send DEA Recruits or members to the training Hallway.





Introduction

Rules

Duty Areas

Training Areas

Scripts

Training Areas

These teleporters will take you to classrooms, this where you will teach lessons. Such as recruit training and Instructor Training. When the Light is red there is active training inside the room.



These Glass doors will take you to DEA security training areas. This is where you train if someone just been promoted to Special agent. When the light is red it means it active so do not enter.





Introduction

Rules

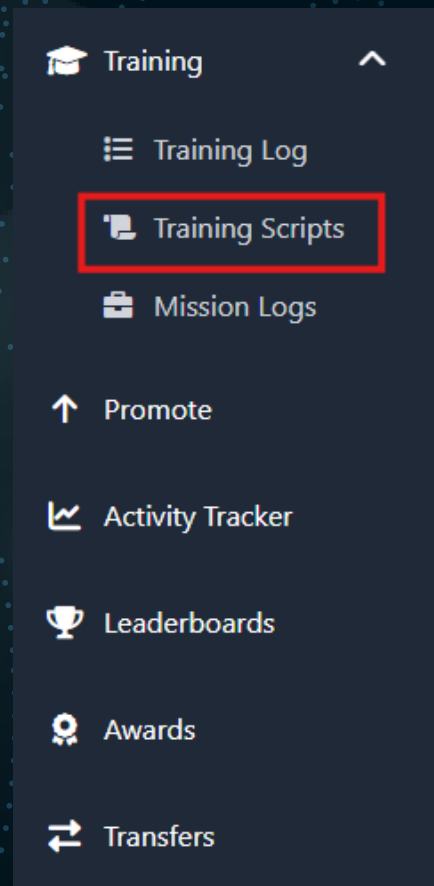
Duty Areas

Training Areas

Scripts

Where to find scripts.

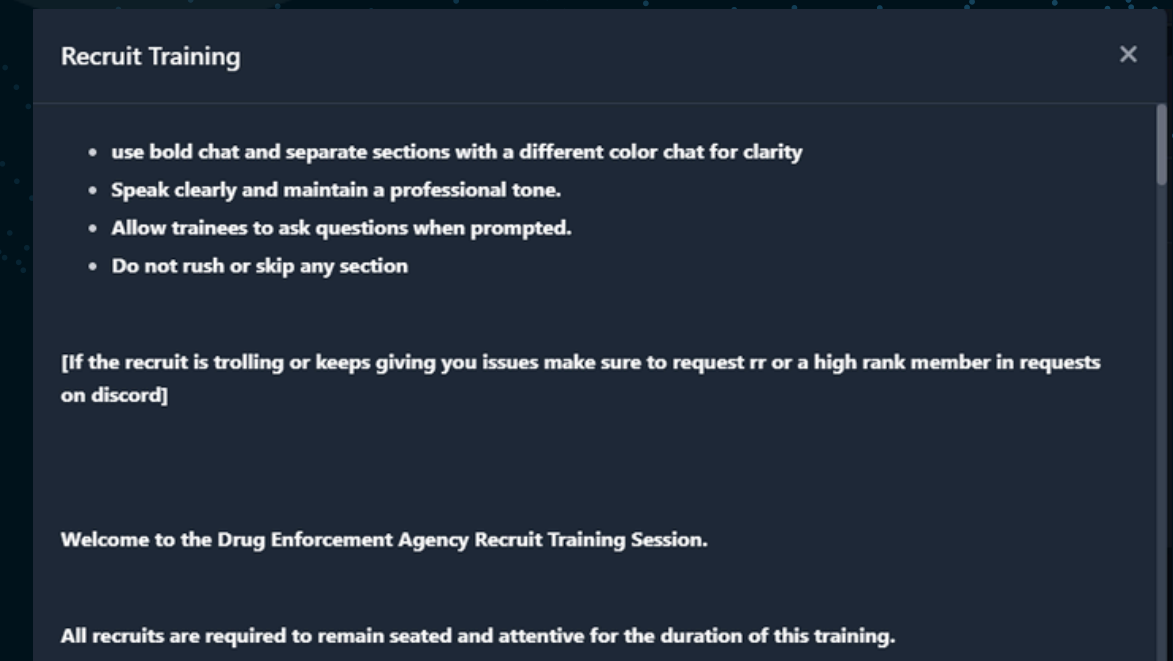
Go onto portal and go down to Training>Training Scripts this will open all the scripts



Now you will select the correct script for your trainee.



When selected you will now copy and paste the entire script, until its completed





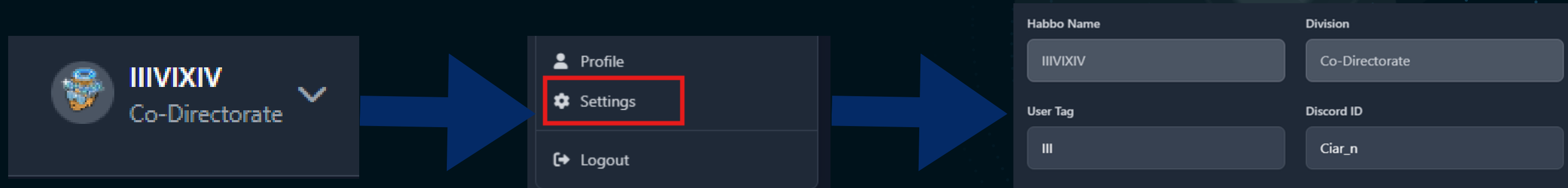
Tag & Logging

Create a Tag & Logging Training

You will need to create a tag for your trainees to add to their mottos when they finish training.

The steps are

Profile (Top right of Portal drop arrow) > Settings > User Tag



To Log a training session you will have to follow these steps.

Portal > Training > Training Log > Add Training

When you adding a new training session you will have to put in the correct Habbo Name. Select the Correct Training and if its a pass or fail. You can add details in the notes if you wish too.

